

Living

MODERN DESIGNS CRAFTED IN OAK



Dining

FURNITURE FOR THE DISCERNING

OVAL AND ROUND DINING TABLES

British designs crafted in the finest European oak and oak veneers. Designed without compromise the collection exudes quality through subtle detailing including soft rounded corners and swept elliptical features.



SMALL ROUND EXTENDING DINING TABLE

Diameter 105cm - (41 1/3")
 Extended Length 140cm - (55")
 Height 75cm - (29 1/2")



COMPACT 2 DOOR SIDEBOARD

Width 90cm - (35 1/2")
 Depth 35cm - (13 3/4")
 Height 80cm - (31 1/2")




HIGH BACK CHAIR


Width 44cm - (17 1/3")
 Depth 53cm - (22")
 Height 107cm - (42")



BOTH CHAIR DESIGNS ARE AVAILABLE IN THE UPHOLSTERY OPTIONS BELOW



Taupe Faux Leather



Dark Grey Fabric



Natural Fabric

OVAL AND ROUND DINING TABLES

The beautifully sculpted dining table featured below is available in an Oval shape with a butterfly extension leaf cleverly hidden inside.



OVAL EXTENDING DINING TABLE

Width 160/210cm - (63" / 82 2/3")
 Depth 100cm - (39 1/3")
 Height 75cm - (29 1/2")

3 DOOR SIDEBOARD

Width 150cm - (59")
 Depth 50cm - (19 2/3")
 Height 80cm - (31 1/2")

LOW BACK CHAIR

Width 50cm - (19 2/3")
 Depth 56cm - (21 1/2")
 Height 90cm - (35 1/2")




BOTH CHAIR DESIGNS ARE AVAILABLE IN THE UPHOLSTERY OPTIONS BELOW



The table is fitted with concealed adjustable feet for levelling and protecting your floor.



Taupe Faux Leather



Dark Grey Fabric



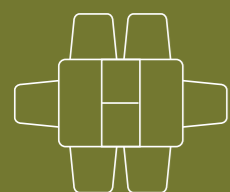
Natural Fabric

OBLONG DINING TABLES

Closer inspection reveals superb attention to detail. Fine quality solid oak and oak veneers in a natural blonde finish. Soft close doors and drawers give this collection an exceptionally high quality feel.



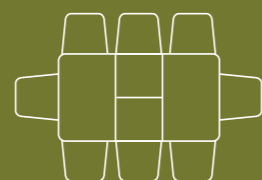
Legs move outwards as table extends



EXTENDING DINING TABLE 90cm

Length 90/130cm - (35¹/₂"/51")
Depth 90cm - (35¹/₂")
Height 75cm - (29¹/₂")

Seats 2-6 people



EXTENDING DINING TABLE 1.2m

Length 120/170cm - (47¹/₄"/67")
Depth 90cm - (35¹/₂")
Height 75cm - (29¹/₂")

Seats 4-8 people

Both dining table sizes are fitted with concealed wheels at one end and adjustable feet at the other.

The tables are very easy to extend and the legs move with the top to ensure your guests are not hindered by the legs whilst dining.



The table is fitted with concealed adjustable feet for levelling and protecting your floor.



The table is fitted with concealed adjustable feet for levelling and protecting your floor.

DISPLAY UNITS AND SIDEBOARDS



DISPLAY TOP FOR 3 DOOR SIDEBOARD

Width 139cm - (54")
 Depth 40cm - (16")
 Height 115cm - (45")

Soft rounded corner design

3 DOOR SIDEBOARD

Width 150cm - (59")
 Depth 50cm - (19 2/3")
 Height 80cm - (31 1/2")

Veneers match on all doors and drawers

2 DOOR SIDEBOARD

Width 110cm - (43 1/3")
 Depth 50cm - (19 2/3")
 Height 80cm - (31 1/2")



CORNER DISPLAY CABINET

Width 60cm - (24")
 Depth 43cm - (17")
 Height 190cm - (75")



Energy efficient soft LED lighting

DISPLAY CABINET

Width 90cm - (35 1/2")
 Depth 40cm - (16")
 Height 190cm - (75")



Soft close door

COMPACT 2 DOOR SIDEBOARD

Width 90cm - (35 1/2")
 Depth 35cm - (13 3/4")
 Height 80cm - (31 1/2")

OCCASIONAL FURNITURE

Timeless modern designs crafted in fine solid oak and oak veneers. After selecting only the finest veneers we lay them horizontally and match them across all doors and drawers.



**HALL TABLE
(1 DRAWER)**

Width 70cm - (27 1/2")
Depth 40cm - (15 3/4")
Height 77cm - (30 1/4")



COFFEE TABLE

Width 120cm - (47 1/4")
Depth 65cm - (25 1/2")
Height 42cm - (16 1/2")

COMPACT COFFEE TABLE

Width 100cm - (39 1/3")
Depth 50cm - (19 2/3")
Height 42cm - (16 1/2")



NEST OF TABLES

Width 55cm - (21 2/3")
Depth 46cm - (18")
Height 53cm - (21")



LAMP TABLE

Width 50cm - (19 2/3")
Depth 50cm - (19 2/3")
Height 60cm - (23 2/3")



COMPACT LAMP TABLE

Width 35cm - (13 3/4")
Depth 60cm - (23 2/3")
Height 60cm - (23 2/3")



BOOKCASE

Width 70cm - (27 1/2")
Depth 30cm - (11 3/4")
Height 120cm - (47 1/4")

TV AND MEDIA UNITS



CORNER TV UNIT

Width 104cm - (41")
Depth 50cm - (19 2/3")
Height 51cm - (20")



TV 2 DRAWER

Width 110cm - (43 1/3")
Depth 50cm - (19 2/3")
Height 50cm - (19 2/3")

HOME OFFICE



This perfectly proportioned design is ideal for those with limited space working from home.

A Home office unit which offers a perfect storage solution for all your household documents. The cabinet boasts a good size storage cupboard with shelf. A central drawer and a writing section with a dropdown fall.

HOME OFFICE UNIT

Width 65cm - (25 2/3")
Depth 40cm - (16")
Height 121cm - (47 2/3")



Metal soft close drawer runners are fitted on all designs ensuring the drawers glide easily and close softly.